

## Downlight Opbouw serie F

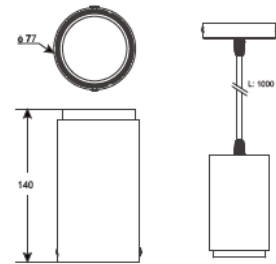


# Modellen

## Downlight opbouw F 12W



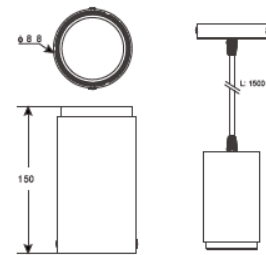
|               |                           |
|---------------|---------------------------|
| Power         | 12W                       |
| Lumen         | 1100-1400lm               |
| CRI           | 80/90/95                  |
| Beam angle    | 12°/24°/30°/40°/60°       |
| Netto gewicht | 0,5Kg                     |
| Kleur         | Wit/zilver/zwart          |
| Optics opties | (R) reflector of (L) lens |



## Downlight opbouw F 20W



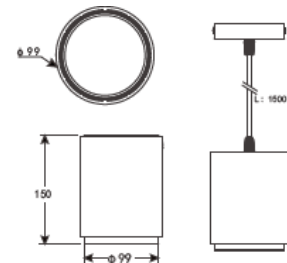
|               |                           |
|---------------|---------------------------|
| Power         | 20W                       |
| Lumen         | 1800-2400lm               |
| CRI           | 80/90/95                  |
| Beam angle    | 12°/24°/30°/40°/60°       |
| Netto gewicht | 0,5Kg                     |
| Kleur         | Wit/zilver/zwart          |
| Optics opties | (R) reflector of (L) lens |



## Downlight opbouw F 30W



|               |                           |
|---------------|---------------------------|
| Power         | 30W                       |
| Lumen         | 3000-3800lm               |
| CRI           | 80/90/95                  |
| Beam angle    | 12°/24°/30°/40°/60°       |
| Netto gewicht | 0,5Kg                     |
| Kleur         | Wit/zilver/zwart          |
| Optics opties | (R) reflector of (L) lens |



## Verschillende specificaties

